



# Annexure D1

| Lakshmi Machine Works Limited   |  |                          |
|---|--|--------------------------|
| Shareholding pattern under Regulation 31 of SEBI (Listing Obligations and Disclosure Requirements) Regulations, 2015  |  |                          |
| 1   | Name of listed entity: Lakshmi Machine Works Limited   |                          |
| 2   | Scrip code/Name of Scrip/Class of Security: 500252 / LAXMIMACH   |                          |
| 3   | Shareholding pattern filed under: Reg. 31(1)   |                          |
| <b>Pre &amp; Post Arrangement Shareholding Pattern*</b>   |  |                          |
| 4   | Declaration: The Listed entity is required to submit the following declaration to the extent of submission of information: - |                          |
|   | <b>Particulars</b>   | <b>Yes**</b> <b>No**</b> |
|   | 1 Whether the Listed Entity has issued any partly paid up shares?  | -          No            |
|   | 2 Whether the Listed Entity has issued any Convertible Securities or Warrants?   | -          No            |
|   | 3 Whether the Listed Entity has any shares against which depository receipts are issued?                                     | -          No            |
|   | 4 Whether the Listed Entity has any shares in locked-in?   | -          No            |
|   | 5 Whether any shares held by promoters are pledge or otherwise encumbered?   | -          No            |
| *On Scheme becoming effective, there will be no issue of shares by the Transferee Company and hence pre and post arrangement shareholding pattern of the Company would be same.   |  |                          |
| * If the Listed Entity selects the option 'No' for the questions above, the columns for the partly paid up shares, Outstanding Convertible Securities / Warrants, depository receipts, locked-in-shares, No. of shares pledged or otherwise encumbered by promoters, as applicable, shall not be displayed at the time of dissemination on the Stock Exchange website. Also whether there is 'No' declared by Listed Entity in above table the values will be considered as 'Zero' by default on submission of the format of holding of specified securities. |  |                          |



**Table I - Summary Statement holding of specified securities**

| Category | Category of Shareholder               | Number of Shareholders | No. of fully paid up equity shares held | Partly paid-up equity shares held | Nos. of shares underlying Depository Receipts | Total number of shares held | Shareholding % calculated as per SCRR, 1957<br>As a % of (A+B+C2) | Number of Voting Rights held in each class of securities (IX) |            |                                     | No. of Shares Underlying Outstanding convertible securities (including Warrants) | Shareholding, as a % assuming full conversion of convertible securities ( as a percentage of diluted share capital) | Number of Locked in shares |                                 | Shares Pledged of otherwise encumbered |                                 | Number of equity shares held in dematerialized form |                 |
|----------|---------------------------------------|------------------------|---|-----------------------------------|---|-----------------------------|---|---|------------|-------------------------------------|--|---|----------------------------|---------------------------------|--|---------------------------------|---|-----------------|
|          |                                       |                        |   |                                   |   |                             |   | No of Voting Rights has I vote                                | Each share | Total as a % of Total Voting rights |  |   | No. (a)                    | As a % of total Shares held (a) | No. (a)                                | As a % of total Shares held (a) |   |                 |
|          |                                       |                        |   |                                   |   |                             |   |   |            |                                     |  |   |                            |                                 |  |                                 |   | Class X         |
| (I)      | (II)                                  | (III)                  | (IV)                                    | (V)                               | (VI)  | VII = IV+V+VI               | (VIII)  | Class X   | Class Y    | Total                               | (X)  | (XI) = (VII)+(X) as a % of A+B+C2   | (XII)                      | (XIII)                          | (XIV)                                  |                                 |   |                 |
| (A)      | <b>Promoter and Promoter Group</b>    | 20                     | 3323826                                 | 0                                 | 0   | 3323826                     | 31.113  | 3323826   |            | 3323826                             | 31.113   | 0   | 31.113                     | 0                               | 0.000                                  | 0                               | 0.000   | 3323826         |
| (B)      | <b>Public</b>                         | 35395                  | 7359174                                 | 0                                 | 0   | 7359174                     | 68.887  | 7359174   |            | 7359174                             | 68.887   | 0   | 68.887                     | 0                               | 0.000                                  | 0                               | 0.000   | 7309704         |
| (C)      | <b>Non Promoter-Non Public</b>        |                        |   |                                   |   |                             |   |   |            |                                     |  |   |                            |                                 |  |                                 |   |                 |
| (C1)     | <b>Shares underlying DRs</b>          |                        |   |                                   |   |                             |   |   |            |                                     |  |   |                            |                                 |  |                                 |   |                 |
| (C2)     | <b>Shares held by Employee Trusts</b> |                        |   |                                   |   |                             |   |   |            |                                     |  |   |                            |                                 |  |                                 |   |                 |
|          | <b>Total</b>                          | <b>35415</b>           | <b>10683000</b>                         | <b>0</b>                          | <b>0</b>                                      | <b>10683000</b>             | <b>100.000</b>  | <b>10683000</b>   | <b>0</b>   | <b>10683000</b>                     | <b>100.000</b>   | <b>0</b>  | <b>100.000</b>             | <b>0</b>                        | <b>0.000</b>                           | <b>0</b>                        | <b>0.000</b>  | <b>10633530</b> |



**Table II - Statement showing shareholding pattern of the Promoter and Promoter Group**

| Category & Name of Shareholder   | PAN        | Number of Shareholders | No. of fully paid up equity shares held | Partly paid-up equity shares held | Nos. of shares underlying Depository Receipts | Total number of shares held | Shareholding % calculated as per SCRR, 1957 As a % of (A+B+C2) | Number of Voting Rights held in each class of securities (IX) |                |                                     | No. of Shares Underlying Outstanding convertible securities (including Warrants) | Shareholding, as a % assuming full conversion of convertible securities (as a percentage of diluted share capital) | Number of Locked in shares |                                 | Shares Pledged of otherwise encumbered |                                 | Number of equity shares held in dematerialized form |
|--|------------|------------------------|---|-----------------------------------|---|-----------------------------|--|---|----------------|-------------------------------------|--|--|----------------------------|---------------------------------|--|---------------------------------|---|
|  |            |                        |   |                                   |   |                             |  | No of Voting Rights share has I vote                          |                | Total as a % of Total Voting rights |  |  | No. (a)                    | As a % of total Shares held (b) | No. (a)                                | As a % of total Shares held (b) |   |
|  |            |                        |   |                                   |   |                             |  | Class X   | Class Y        |                                     |  |  |                            |                                 |  |                                 |   |
| (I)  | (II)       | (III)                  | (IV)                                    | (V)                               | (VI)  | VII = IV+V+VI               | (VIII)   | Class X   | Class Y        | Total                               | (X)  | (XI) = (VII)+(X) as a % of A+B+C2  | (XII)                      |                                 | (XIII)                                 |                                 | (XIV)   |
| <b>(A) Shareholding of Promoter and Promoter Group<sup>2</sup></b>         |            |                        |   |                                   |   |                             |  |   |                |                                     |  |  |                            |                                 |  |                                 |   |
| <b>1 Indian</b>  |            |                        |   |                                   |   |                             |  |   |                |                                     |  |  |                            |                                 |  |                                 |   |
| <b>(a) Individuals/ Hindu Undivided Family</b>                             |            |                        |   |                                   |   |                             |  |   |                |                                     |  |  |                            |                                 |  |                                 |   |
| UTTARA R   | AAFPU4675C | 1                      | 44290                                   | 0                                 |   | 44290                       | 2.831  | 44290   | 44290          | 2.831                               | 0  | 2.831  | 0                          | 0.000                           | 0                                      | 0.000                           | 302426  |
| S PATHY  | AAOPP5010H | 1                      | 1420                                    | 0                                 |   | 1420                        | 0.415  | 1420  | 1420           | 0.415                               | 0  | 0.415  | 0                          | 0                               | 0                                      | 0                               | 44290   |
| NETHRA J S KUMAR   | ABHPK1582B | 1                      | 720                                     | 0                                 |   | 720                         | 0.013  | 720   | 720            | 0.013                               | 0  | 0.013  | 0                          | 0                               | 0                                      | 0                               | 1420  |
| LALITHADEVI SANJAY JAYAVARTHANAV   | ABVPJ8516C | 1                      | 49                                      | 0                                 |   | 49                          | 0.007  | 49  | 49             | 0.007                               | 0  | 0.007  | 0                          | 0                               | 0                                      | 0                               | 720   |
| J RAJYALAKSHMI   | ABWPR6808A | 1                      | 97980                                   | 0                                 |   | 97980                       | 0.000  | 97980   | 97980          | 0.000                               | 0  | 0.000  | 0                          | 0                               | 0                                      | 0                               | 49  |
| RAVI SAM   | ACKPS1361C | 1                      | 5866                                    | 0                                 |   | 5866                        | 0.917  | 5866  | 5866           | 0.917                               | 0  | 0.917  | 0                          | 0.000                           | 0                                      | 0.000                           | 97980   |
| K SUNDARAM   | AGVPS9448K | 1                      | 1220                                    | 0                                 |   | 1220                        | 0.055  | 1220  | 1220           | 0.055                               | 0  | 0.055  | 0                          | 0.000                           | 0                                      | 0.000                           | 5866  |
| SANJAY JAYAVARTHANA VELU   | AIJPS2698K | 1                      | 142291                                  | 0                                 |   | 142291                      | 0.011  | 142291  | 142291         | 0.011                               | 0  | 0.011  | 0                          | 0.000                           | 0                                      | 0.000                           | 1220  |
| D. SENTHILKUMAR  | AJGPS1009Q | 1                      | 160                                     | 0                                 |   | 160                         | 1.332  | 160   | 160            | 1.332                               | 0  | 1.332  | 0                          | 0.000                           | 0                                      | 0.000                           | 142291  |
| JAIDEV JAYAVARTHANA VELU   | AVZPJ3070B | 1                      | 460                                     | 0                                 |   | 460                         | 0.001  | 460   | 460            | 0.001                               | 0  | 0.001  | 0                          | 0                               | 0                                      | 0                               | 160   |
| SHIVALI JAYAVARTHANA VELU  | ERGPS6588J | 1                      | 7970                                    | 0                                 |   | 7970                        | 0.004  | 7970  | 7970           | 0.004                               | 0  | 0.004  | 0                          | 0.000                           | 0                                      | 0.000                           | 460   |
|  |            |                        |   |                                   |   |                             | 0.075  | 7970  | 7970           | 0.075                               | 0  | 0.075  | 0                          | 0.000                           | 0                                      | 0.000                           | 7970  |
| <b>(b) Central Government/ State Government(s)</b>                         |            |                        |   |                                   |   |                             |  |   |                |                                     |  |  |                            |                                 |  |                                 |   |
| <b>(c) Financial Institutions/ Banks</b>                                   |            |                        |   |                                   |   |                             |  |   |                |                                     |  |  |                            |                                 |  |                                 |   |
| <b>(d) Any Others(Specify)</b>   |            |                        |   |                                   |   |                             |  |   |                |                                     |  |  |                            |                                 |  |                                 |   |
| Bodies Corporate   |            | 9                      | 3021400                                 | 0                                 |   | 3021400                     | 28.282   | 3021400   | 3021400        | 28.282                              | 0  | 28.282   | 0                          | 0.000                           | 0                                      | 0.000                           | 3021400   |
| ESHAAN ENTERPRISES LIMITED   | AAACJ4794R | 1                      | 127110                                  | 0                                 |   | 127110                      | 1.190  | 127110  | 127110         | 1.190                               | 0  | 1.190  | 0                          | 0                               | 0                                      | 0                               | 127110  |
| LAKSHMI PRECISION TOOLS LIMITED  | AAACL3522H | 1                      | 15000                                   | 0                                 |   | 15000                       | 0.140  | 15000   | 15000          | 0.140                               | 0  | 0.140  | 0                          | 0                               | 0                                      | 0                               | 15000   |
| LAKSHMI RING TRAVELLERS (CBE) LIM  | AAACL3736F | 1                      | 252180                                  | 0                                 |   | 252180                      | 2.361  | 252180  | 252180         | 2.361                               | 0  | 2.361  | 0                          | 0                               | 0                                      | 0                               | 252180  |
| LAKSHMI ELECTRICAL CONTROL SYSTE   | AAACL3737E | 1                      | 88800                                   | 0                                 |   | 88800                       | 0.831  | 88800   | 88800          | 0.831                               | 0  | 0.831  | 0                          | 0                               | 0                                      | 0                               | 88800   |
| LAKSHMI CARGO COMPANY LTD  | AAACL3756D | 1                      | 1074468                                 | 0                                 |   | 1074468                     | 10.058   | 1074468   | 1074468        | 10.058                              | 0  | 10.058   | 0                          | 0                               | 0                                      | 0                               | 1074468   |
| LAKSHMI TECHNOLOGY AND ENGINEER  | AAACL5245P | 1                      | 696862                                  | 0                                 |   | 696862                      | 6.523  | 696862  | 696862         | 6.523                               | 0  | 6.523  | 0                          | 0                               | 0                                      | 0                               | 696862  |
| LAKSHMI ELECTRICAL DRIVES PRIVATE  | AAACL5246Q | 1                      | 17500                                   | 0                                 |   | 17500                       | 0.164  | 17500   | 17500          | 0.164                               | 0  | 0.164  | 0                          | 0                               | 0                                      | 0                               | 17500   |
| THE LAKSHMI MILLS COMPANY LIMITED  | AAACT7564R | 1                      | 520000                                  | 0                                 |   | 520000                      | 4.868  | 520000  | 520000         | 4.868                               | 0  | 4.868  | 0                          | 0                               | 0                                      | 0                               | 520000  |
| SUPER SALES INDIA LIMITED  | AADCS0650A | 1                      | 229480                                  | 0                                 |   | 229480                      | 2.148  | 229480  | 229480         | 2.148                               | 0  | 2.148  | 0                          | 0                               | 0                                      | 0                               | 229480  |
| <b>Sub Total(A)(1)</b>   |            | <b>20</b>              | <b>3323826</b>                          | <b>0</b>                          | <b>0</b>                                      | <b>3323826</b>              | <b>31.113</b>  | <b>3323826</b>  | <b>3323826</b> | <b>31.113</b>                       | <b>0</b>   | <b>31.113</b>  | <b>0</b>                   | <b>0.000</b>                    | <b>0</b>                               | <b>0.000</b>                    | <b>3323826</b>                                      |
| <b>2 Foreign</b>   |            |                        |   |                                   |   |                             |  |   |                |                                     |  |  |                            |                                 |  |                                 |   |
| <b>a Individuals (Non-Residents Individuals/ Foreign Individuals)</b>      |            |                        |   |                                   |   |                             |  |   |                |                                     |  |  |                            |                                 |  |                                 |   |
| <b>b Government</b>  |            |                        |   |                                   |   |                             |  |   |                |                                     |  |  |                            |                                 |  |                                 |   |
| <b>c Institutions</b>  |            |                        |   |                                   |   |                             |  |   |                |                                     |  |  |                            |                                 |  |                                 |   |
| <b>d Foreign Portfolio Investor</b>  |            |                        |   |                                   |   |                             |  |   |                |                                     |  |  |                            |                                 |  |                                 |   |
| <b>e Any Others(Specify)</b>   |            |                        |   |                                   |   |                             |  |   |                |                                     |  |  |                            |                                 |  |                                 |   |
| <b>Sub Total(A)(2)</b>   |            | <b>0</b>               | <b>0</b>                                | <b>0</b>                          | <b>0</b>                                      | <b>0</b>                    | <b>0.000</b>   | <b>0</b>  | <b>0</b>       | <b>0</b>                            | <b>0</b>   | <b>0.000</b>   | <b>0</b>                   | <b>0.000</b>                    | <b>0</b>                               | <b>0.000</b>                    | <b>0</b>  |
| <b>Total Shareholding of Promoter and Promoter Group (A)=(A)(1)+(A)(2)</b> |            | <b>20</b>              | <b>3323826</b>                          | <b>0</b>                          | <b>0</b>                                      | <b>3323826</b>              | <b>31.113</b>  | <b>3323826</b>  | <b>3323826</b> | <b>31.113</b>                       | <b>0</b>   | <b>31.113</b>  | <b>0</b>                   | <b>0.000</b>                    | <b>0</b>                               | <b>0.000</b>                    | <b>3323826</b>                                      |





Table III - Statement showing shareholding pattern of the Public Shareholder

| Category & Name of Shareholders  | PAN        | Number of Shareholders | No. of fully paid up equity shares held | Partly paid-up equity shares held | Nos. of shares underlying Depository Receipts | Total number of shares held | Shareholding % calculated as per SCRR, 1957 As a % of (A+B+C2) | Number of Voting Rights held in each class of securities (IX) |         |                                     | No. of Shares Underlying Outstanding convertible securities (including Warrants) | Shareholding, as a % assuming full conversion of convertible securities (as a percentage of diluted share capital) | Number of Locked in shares |                                 | Shares Pledged of otherwise encumbered |                                 | Number of equity shares held in dematerialized form |                |
|--|------------|------------------------|---|-----------------------------------|---|-----------------------------|--|---|---------|-------------------------------------|--|--|----------------------------|---------------------------------|--|---------------------------------|---|----------------|
|  |            |                        |   |                                   |   |                             |  | No of Voting Rights share has I vote                          | Each    | Total as a % of Total Voting rights |  |  | No. (a)                    | As a % of total Shares held (b) | No. (a)                                | As a % of total Shares held (b) |   |                |
|  |            |                        |   |                                   |   |                             |  |   |         |                                     |  |  |                            |                                 |  |                                 |   | Class X        |
| (I)  | (II)       | (III)                  | (IV)                                    | (V)                               | (VI)  | VII = IV+V+VI               | (VIII)   | Class X   | Class Y | Total                               | (X)  | (XI) = (VII)+(X) as a % of A+B+C2  | (XII)                      |                                 | (XIII)                                 |                                 | (XIV)   |                |
| <b>(1) Institutions</b>  |            |                        |   |                                   |   |                             |  |   |         |                                     |  |  |                            |                                 |  |                                 |   |                |
| <b>(a) Mutual Funds/UTI</b>  |            | 7                      | 296544                                  | 0                                 |   | 296544                      | 2.776  | 296544  |         | 296544                              | 2.776  | 0  | 2.776                      | 0                               | 0.000                                  | 0                               | 0.000   | 296544         |
| L&T MUTUAL FUND TRUSTEE LIMITED-L&T  | AAATC4460E | 1                      | 108071                                  |                                   |   | 108071                      | 1.012  | 108071  |         | 108071                              | 1.012  | 0  | 1.012                      | 0                               | 0.000                                  | 0                               | 0.000   | 108071         |
| HDFC TRUSTEE COMPANY LTD. A/C HDFC   | AAATH1809A | 1                      | 157320                                  |                                   |   | 157320                      | 1.473  | 157320  |         | 157320                              | 1.473  | 0  | 1.473                      | 0                               | 0.000                                  | 0                               | 0.000   | 157320         |
| <b>(b) Venture Capital Funds</b>   |            |                        |   |                                   |   |                             |  |   |         |                                     |  |  |                            |                                 |  |                                 |   |                |
| <b>(c) Alternate Investment Funds</b>  |            | 1                      | 9400                                    | 0                                 |   | 9400                        | 0.088  | 9400  |         | 9400                                | 0.088  | 0  | 0.088                      | 0                               | 0.000                                  | 0                               | 0.000   | 9400           |
| <b>(d) Foreign Venture Capital Investors</b>   |            |                        |   |                                   |   |                             |  |   |         |                                     |  |  |                            |                                 |  |                                 |   |                |
| <b>(e) Foreign Portfolio Investors</b>   |            | 67                     | 342915                                  | 0                                 |   | 342915                      | 3.210  | 342915  |         | 342915                              | 3.210  | 0  | 3.210                      | 0                               | 0.000                                  | 0                               | 0.000   | 342915         |
| <b>(f) Financial Institutions / Banks</b>  |            | 6                      | 862                                     | 0                                 |   | 862                         | 0.008  | 862   |         | 862                                 | 0.008  | 0  | 0.008                      | 0                               | 0.000                                  | 0                               | 0.000   | 512            |
| <b>(g) Insurance Companies</b>   |            | 3                      | 1031788                                 | 0                                 |   | 1031788                     | 9.658  | 1031788   |         | 1031788                             | 9.658  | 0  | 9.658                      | 0                               | 0.000                                  | 0                               | 0.000   | 1031788        |
| LIFE INSURANCE CORPORATION OF INDIA  | AAACL0582H | 1                      | 629640                                  |                                   |   | 629640                      | 5.894  | 629640  |         | 629640                              | 5.894  | 0  | 5.894                      | 0                               | 0.000                                  | 0                               | 0.000   | 629640         |
| THE NEW INDIA ASSURANCE COMPANY LIMITED  | AAACN4165C | 1                      | 365666                                  |                                   |   | 365666                      | 3.423  | 365666  |         | 365666                              | 3.423  | 0  | 3.423                      | 0                               | 0.000                                  | 0                               | 0.000   | 365666         |
| <b>(h) Provident Funds / Pension Funds</b>   |            |                        |   |                                   |   |                             |  |   |         |                                     |  |  |                            |                                 |  |                                 |   |                |
| <b>(i) Foreign Financial Institutions</b>  |            | 1                      | 200                                     | 0                                 |   | 200                         | 0.002  | 200   |         | 200                                 | 0.002  | 0  | 0.002                      | 0                               | 0.000                                  | 0                               | 0.000   | 200            |
| <b>Sub-Total (B)(1)</b>  |            | <b>85</b>              | <b>1681709</b>                          | <b>0</b>                          | <b>0</b>                                      | <b>1681709</b>              | <b>15.742</b>  | <b>1681709</b>  |         | <b>1681709</b>                      | <b>15.742</b>  | <b>0</b>   | <b>15.742</b>              | <b>0</b>                        | <b>0.000</b>                           | <b>0</b>                        | <b>0.000</b>  | <b>1681359</b> |
| <b>(2) Central Government/ State Government(s)/ President of India</b>                           |            |                        |   |                                   |   |                             |  |   |         |                                     |  |  |                            |                                 |  |                                 |   |                |
| <b>Sub-Total (B)(2)</b>  |            |                        |   |                                   |   |                             |  |   |         |                                     |  |  |                            |                                 |  |                                 |   |                |
| <b>(3) Non-institutions</b>  |            |                        |   |                                   |   |                             |  |   |         |                                     |  |  |                            |                                 |  |                                 |   |                |
| <b>(a) Individuals -i. Individual shareholders holding nominal share capital up to Rs 2 lakh</b> |            | 32920                  | 1724126                                 | 0                                 |   | 1724126                     | 16.138   | 1724126   |         | 1724126                             | 16.138   | 0  | 16.138                     | 0                               | 0.000                                  | 0                               | 0.000   | 1675886        |
| <b>ii. Individual shareholders holding nominal share capital in excess of Rs. 2 lakh.</b>        |            | 10                     | 1185893                                 | 0                                 |   | 1185893                     | 11.101   | 1185893   |         | 1185893                             | 11.101   | 0  | 11.101                     | 0                               | 0.000                                  | 0                               | 0.000   | 1185893        |
| NEMISH S SHAH  | AAEPS1165L | 1                      | 640673                                  | 0                                 |   | 640673                      | 5.997  | 640673  |         | 640673                              | 5.997  | 0  | 5.997                      | 0                               | 0.000                                  | 0                               | 0.000   | 640673         |
| REKHA N SHAH   | AAEPS1166K | 1                      | 157014                                  | 0                                 |   | 157014                      | 1.470  | 157014  |         | 157014                              | 1.470  | 0  | 1.470                      | 0                               | 0.000                                  | 0                               | 0.000   | 157014         |
| <b>(b) NBFCs registered with RBI</b>   |            |                        |   |                                   |   |                             |  |   |         |                                     |  |  |                            |                                 |  |                                 |   |                |
| <b>(c) Employee Trusts</b>   |            |                        |   |                                   |   |                             |  |   |         |                                     |  |  |                            |                                 |  |                                 |   |                |
| <b>(d) Overseas Depositories (holding DRs) (balancing figure)</b>                                |            |                        |   |                                   |   |                             |  |   |         |                                     |  |  |                            |                                 |  |                                 |   |                |
| <b>(e) Any other (Specify)</b>   |            |                        |   |                                   |   |                             |  |   |         |                                     |  |  |                            |                                 |  |                                 |   |                |
| Bodies Corporate   |            | 281                    | 2015426                                 | 0                                 |   | 2015426                     | 18.866   | 2015426   |         | 2015426                             | 18.866   | 0  | 18.866                     | 0                               | 0.000                                  | 0                               | 0.000   | 2014546        |
| SHAMYAK INVESTMENT PRIVATE LIMITED   | AAACA4348L | 1                      | 269200                                  |                                   |   | 269200                      | 2.520  | 269200  |         | 269200                              | 2.520  | 0  | 2.520                      | 0                               | 0.000                                  | 0                               | 0.000   | 269200         |
| GAGANDEEP CREDIT CAPITAL PVT LTD   | AAACO0519R | 1                      | 475800                                  |                                   |   | 475800                      | 4.454  | 475800  |         | 475800                              | 4.454  | 0  | 4.454                      | 0                               | 0.000                                  | 0                               | 0.000   | 475800         |
| VOLTAS LIMITED   | AAACV2809D | 1                      | 579672                                  |                                   |   | 579672                      | 5.426  | 579672  |         | 579672                              | 5.426  | 0  | 5.426                      | 0                               | 0.000                                  | 0                               | 0.000   | 579672         |
| CLARICENT ADVISORY SERVICES LLP  | AALFC6931H | 1                      | 146890                                  |                                   |   | 146890                      | 1.375  | 146890  |         | 146890                              | 1.375  | 0  | 1.375                      | 0                               | 0.000                                  | 0                               | 0.000   | 146890         |
| SAMYAKTVA CONSTRUCTION LLP   | ADJFS3718F | 1                      | 200000                                  |                                   |   | 200000                      | 1.872  | 200000  |         | 200000                              | 1.872  | 0  | 1.872                      | 0                               | 0.000                                  | 0                               | 0.000   | 200000         |
| Trusts   |            | 8                      | 9408                                    | 0                                 |   | 9408                        | 0.088  | 9408  |         | 9408                                | 0.088  | 0  | 0.088                      | 0                               | 0.000                                  | 0                               | 0.000   | 9408           |
| Non Resident Indians - Non Repatriable   |            | 199                    | 62554                                   | 0                                 |   | 62554                       | 0.586  | 62554   |         | 62554                               | 0.586  | 0  | 0.586                      | 0                               | 0.000                                  | 0                               | 0.000   | 62554          |
| Non Resident Indians - Repatriable   |            | 308                    | 98763                                   | 0                                 |   | 98763                       | 0.924  | 98763   |         | 98763                               | 0.924  | 0  | 0.924                      | 0                               | 0.000                                  | 0                               | 0.000   | 98763          |
| Clearing Members   |            | 104                    | 8672                                    | 0                                 |   | 8672                        | 0.081  | 8672  |         | 8672                                | 0.081  | 0  | 0.081                      | 0                               | 0.000                                  | 0                               | 0.000   | 8672           |
| Hindu Undivided Families   |            | 1479                   | 516901                                  | 0                                 |   | 516901                      | 4.839  | 516901  |         | 516901                              | 4.839  | 0  | 4.839                      | 0                               | 0.000                                  | 0                               | 0.000   | 516901         |
| NEMISH S SHAH  | AAAHN1514L | 1                      | 354200                                  |                                   |   | 354200                      | 3.316  | 354200  |         | 354200                              | 3.316  | 0  | 3.316                      | 0                               | 0.000                                  | 0                               | 0.000   | 354200         |
| Inv.Education and Protection Fund Auth.  |            | 1                      | 55722                                   | 0                                 |   | 55722                       | 0.522  | 55722   |         | 55722                               | 0.522  | 0  | 0.522                      | 0                               | 0.000                                  | 0                               | 0.000   | 55722          |
| <b>Sub-Total(B)(3)</b>   |            | <b>35310</b>           | <b>5677465</b>                          | <b>0</b>                          | <b>0</b>                                      | <b>5677465</b>              | <b>53.145</b>  | <b>5677465</b>  |         | <b>5677465</b>                      | <b>53.145</b>  | <b>0</b>   | <b>53.145</b>              | <b>0</b>                        | <b>0.000</b>                           | <b>0</b>                        | <b>0.000</b>  | <b>5628345</b> |
| <b>Total Public Shareholding (B)= (B)(1)+(B)(2)+B(3)</b>   |            | <b>35395</b>           | <b>7359174</b>                          | <b>0</b>                          | <b>0</b>                                      | <b>7359174</b>              | <b>68.887</b>  | <b>7359174</b>  |         | <b>7359174</b>                      | <b>68.887</b>  | <b>0</b>   | <b>68.887</b>              | <b>0</b>                        | <b>0.000</b>                           | <b>0</b>                        | <b>0.000</b>  | <b>7309704</b> |

Details of the shareholders acting as persons in concert including their shareholding(No. and %)

Details of shares which remain unclaimed may be given here along with details such as number of shareholders, outstanding shares held in demat/unclaimed suspense account, voting rights which are frozen etc.,

Note: (1) PAN would not be displayed on website of Stock Exchange(s). (2) The above format needs to be disclosed along with the name of the following persons: Institutions/Non institutions holding more than 1% of total shares. (3) W.r.t the information pertaining to the Depository Receipts, the same may be disclosed in the respective columns to the extent information available and the balance to be disclosed as held by Custodian.




**Table IV - Statement showing shareholding pattern of the Non Promoter- Non Public Shareholder**

| Category & Name of Shareholders  | PAN  | Number of Shareholders | No. of fully paid up equity shares held | Partly paid-up equity shares held | Nos. of shares underlying Depository Receipts | Total number of shares held | Shareholding % calculated as per SCRR, 1957 As a % of (A+B+C2) | Number of Voting Rights held in each class of securities (IX) |         |                                     |     | No. of Shares Underlying Outstanding convertible securities (including Warrants) | Shareholding, as a % assuming full conversion of convertible securities ( as a percentage of diluted share capital) | Number of Locked in shares |                                 | Shares Pledged of otherwise encumbered |                                 | Number of equity shares held in dematerialized form |
|--|------|------------------------|---|-----------------------------------|---|-----------------------------|--|---|---------|-------------------------------------|-----|--|---|----------------------------|---------------------------------|--|---------------------------------|---|
|  |      |                        |   |                                   |   |                             |  | No of Voting Rights   |         | Total as a % of Total Voting rights | (X) |  |   | No. (a)                    | As a % of total Shares held (a) | No. (a)                                | As a % of total Shares held (a) |   |
|  |      |                        |   |                                   |   |                             |  | Class X   | Class Y |                                     |     |  |   |                            |                                 |  |                                 |   |
| (I)  | (II) | (III)                  | (IV)                                    | (V)                               | (VI)  | VII = IV+V+VI               | (VIII)   | Class X   | Class Y | Total                               | (X) | (XI) = (VII)+(X) as a % of A+B+C2  | (XII)   | (XIII)                     | (XIV)                           |  |                                 |   |
| (1) Custodian/DR Holder  |      |                        |   |                                   |   |                             |  |   |         |                                     |     |  |   |                            |                                 |  |                                 |   |
| (2) Employee Benefit Trust (under SEBI (Share based Employee Benefit) Regulations, 2014) |      |                        |   |                                   |   |                             |  |   |         |                                     |     |  |   |                            |                                 |  |                                 |   |
| Total Non-Promoter- Non Public Shareholding (C)=(C)(1)+(C)(2)                            |      |                        |   |                                   |   |                             |  |   |         |                                     |     |  |   |                            |                                 |  |                                 |   |

**Note :**

- (1) PAN would not be displayed on website of Stock Exchange(s).
- (2) The above format needs to disclose name of all holders holding more than 1% of total number of shares
- (3) W.r.t. the information pertaining to Depository Receipts, the same may be disclosed in the respective columns to the extent information available



| <b>Lakshmi Machine Works Limited</b>  |  |                          |
|---|--|--------------------------|
| Shareholding pattern under Regulation 31 of SEBI (Listing Obligations and Disclosure Requirements) Regulations, 2015  |  |                          |
| 1   | Name of listed entity: Lakshmi Machine Works Limited   |                          |
| 2   | Scrip code/Name of Scrip/Class of Security: 500252 / LAXMIMACH   |                          |
| 3   | Shareholding pattern filed under: Reg. 31(1)   |                          |
| <b>Pre &amp; Post Arrangement Shareholding Pattern*</b>   |  |                          |
| 4   | Declaration: The Listed entity is required to submit the following declaration to the extent of submission of information: - |                          |
|   | <b>Particulars</b>   | <b>Yes**</b> <b>No**</b> |
| 1   | Whether the Listed Entity has issued any partly paid up shares?  | -      No                |
| 2   | Whether the Listed Entity has issued any Convertible Securities or Warrants?   | -      No                |
| 3   | Whether the Listed Entity has any shares against which depository receipts are issued?                                       | -      No                |
| 4   | Whether the Listed Entity has any shares in locked-in?   | -      No                |
| 5   | Whether any shares held by promoters are pledge or otherwise encumbered?   | -      No                |
| *On Scheme becoming effective, there will be no issue of shares by the Transferee Company and hence pre and post arrangement shareholding pattern of the Company would be same.   |  |                          |
| * If the Listed Entity selects the option 'No' for the questions above, the columns for the partly paid up shares, Outstanding Convertible Securities / Warrants, depository receipts, locked-in-shares, No. of shares pledged or otherwise encumbered by promoters, as applicable, shall not be displayed at the time of dissemination on the Stock Exchange website. Also whether there is 'No' declared by Listed Entity in above table the values will be considered as 'Zero' by default on submission of the format of holding of specified securities. |  |                          |



**Table I - Summary Statement holding of specified securities**

| Category | Category of Shareholder               | Number of Shareholders | No. of fully paid up equity shares held | Partly paid-up equity shares held | Nos. of shares underlying Depository Receipts | Total number of shares held | Shareholding % calculated as per SCRR, 1957 As a % of (A+B+C2) | Number of Voting Rights held in each class of securities (IX) |            |                                     | No. of Shares Underlying Outstanding convertible securities (including Warrants) | Shareholding, as a % assuming full conversion of convertible securities ( as a percentage of diluted share capital) | Number of Locked in shares |                                 | Shares Pledged of otherwise encumbered |                                 | Number of equity shares held in dematerialized form |                 |
|----------|---------------------------------------|------------------------|---|-----------------------------------|---|-----------------------------|--|---|------------|-------------------------------------|--|---|----------------------------|---------------------------------|--|---------------------------------|---|-----------------|
|          |                                       |                        |   |                                   |   |                             |  | No of Voting Rights has I vote                                | Each share | Total as a % of Total Voting rights |  |   | No. (a)                    | As a % of total Shares held (a) | No. (a)                                | As a % of total Shares held (a) |   |                 |
|          |                                       |                        |   |                                   |   |                             |  |   |            |                                     |  |   |                            |                                 |  |                                 |   | Class X         |
| (I)      | (II)                                  | (III)                  | (IV)                                    | (V)                               | (VI)  | VII = IV+V+VI               | (VIII)   | Class X   | Class Y    | Total                               | (X)  | (XI) = (VII)+(X) as a % of A+B+C2   | (XII)                      | (XIII)                          | (XIV)                                  |                                 |   |                 |
| (A)      | <b>Promoter and Promoter Group</b>    | 20                     | 3323826                                 | 0                                 | 0   | 3323826                     | 31.113   | 3323826   |            | 3323826                             | 31.113   | 0   | 31.113                     | 0                               | 0.000                                  | 0                               | 0.000   | 3323826         |
| (B)      | <b>Public</b>                         | 35395                  | 7359174                                 | 0                                 | 0   | 7359174                     | 68.887   | 7359174   |            | 7359174                             | 68.887   | 0   | 68.887                     | 0                               | 0.000                                  | 0                               | 0.000   | 7309704         |
| (C)      | <b>Non Promoter-Non Public</b>        |                        |   |                                   |   |                             |  |   |            |                                     |  |   |                            |                                 |  |                                 |   |                 |
| (C1)     | <b>Shares underlying DRs</b>          |                        |   |                                   |   |                             |  |   |            |                                     |  |   |                            |                                 |  |                                 |   |                 |
| (C2)     | <b>Shares held by Employee Trusts</b> |                        |   |                                   |   |                             |  |   |            |                                     |  |   |                            |                                 |  |                                 |   |                 |
|          | <b>Total</b>                          | <b>35415</b>           | <b>10683000</b>                         | <b>0</b>                          | <b>0</b>                                      | <b>10683000</b>             | <b>100.000</b>   | <b>10683000</b>   | <b>0</b>   | <b>10683000</b>                     | <b>100.000</b>   | <b>0</b>  | <b>100.000</b>             | <b>0</b>                        | <b>0.000</b>                           | <b>0</b>                        | <b>0.000</b>  | <b>10633530</b> |



**Table II - Statement showing shareholding pattern of the Promoter and Promoter Group**

| Category & Name of Shareholder  | Number of Shareholders | No. of fully paid up equity shares held | Partly paid-up equity shares held | Nos. of shares underlying Depository Receipts | Total number of shares held | Shareholding % calculated as per SCRR, 1957 As a % of (A+B+C2) | Number of Voting Rights held in each class of securities (IX) |          |                                     | No. of Shares Underlying Outstanding convertible securities (including Warrants) | Shareholding, as a % assuming full conversion of convertible securities ( as a percentage of diluted share capital) | Number of Locked in shares |                                 | Shares Pledged of otherwise encumbered |                                 | Number of equity shares held in dematerialized form |                |
|---|------------------------|---|-----------------------------------|---|-----------------------------|--|---|----------|-------------------------------------|--|---|----------------------------|---------------------------------|--|---------------------------------|---|----------------|
|   |                        |   |                                   |   |                             |  | No of Voting Rights share has I vote                          |          | Total as a % of Total Voting rights |  |   | No. (a)                    | As a % of total Shares held (b) | No. (a)                                | As a % of total Shares held (b) |   |                |
|   |                        |   |                                   |   |                             |  | Class X   | Class Y  |                                     |  |   |                            |                                 |  |                                 |   | Total          |
| (I)   | (III)                  | (IV)                                    | (V)                               | (VI)  | VII = IV+V+VI               | (VIII)   | Class X   | Class Y  | Total                               | (X)  | (XI) = (VII)+(X) as a % of A+B+C2   | (XII)                      |                                 | (XIII)                                 |                                 | (XIV)   |                |
| <b>(A) Shareholding of Promoter and Promoter Group<sup>2</sup></b>          |                        |   |                                   |   |                             |  |   |          |                                     |  |   |                            |                                 |  |                                 |   |                |
| <b>1 Indian</b>   |                        |   |                                   |   |                             |  |   |          |                                     |  |   |                            |                                 |  |                                 |   |                |
| <b>(a) Individuals/ Hindu Undivided Family</b>                              | 11                     | 302426                                  | 0                                 |   | 302426                      | 2.831  | 302426  |          | 302426                              | 2.831  | 0   | 2.831                      | 0                               | 0.000                                  | 0                               | 0.000   | 302426         |
| UTTARA R  | 1                      | 44290                                   |                                   |   | 44290                       | 0.415  | 44290   |          | 44290                               | 0.415  | 0   | 0.415                      | 0                               |  | 0                               |   | 44290          |
| S PATHY   | 1                      | 1420                                    |                                   |   | 1420                        | 0.013  | 1420  |          | 1420                                | 0.013  | 0   | 0.013                      | 0                               |  | 0                               |   | 1420           |
| NETHRA J S KUMAR  | 1                      | 720                                     |                                   |   | 720                         | 0.007  | 720   |          | 720                                 | 0.007  | 0   | 0.007                      | 0                               |  | 0                               |   | 720            |
| LALITHADEVI SANJAY JAYAVARTHANAV  | 1                      | 49                                      |                                   |   | 49                          | 0.000  | 49  |          | 49                                  | 0.000  | 0   | 0.000                      | 0                               |  | 0                               |   | 49             |
| J RAJYALAKSHMI  | 1                      | 97980                                   | 0                                 |   | 97980                       | 0.917  | 97980   |          | 97980                               | 0.917  | 0   | 0.917                      | 0                               | 0.000                                  | 0                               | 0.000   | 97980          |
| RAVI SAM  | 1                      | 5866                                    | 0                                 |   | 5866                        | 0.055  | 5866  |          | 5866                                | 0.055  | 0   | 0.055                      | 0                               | 0.000                                  | 0                               | 0.000   | 5866           |
| K SUNDARAM  | 1                      | 1220                                    |                                   |   | 1220                        | 0.011  | 1220  |          | 1220                                | 0.011  | 0   | 0.011                      | 0                               |  | 0                               |   | 1220           |
| SANJAY JAYAVARTHANA VELU  | 1                      | 142291                                  | 0                                 |   | 142291                      | 1.332  | 142291  |          | 142291                              | 1.332  | 0   | 1.332                      | 0                               | 0.000                                  | 0                               | 0.000   | 142291         |
| D. SENTHILKUMAR   | 1                      | 160                                     |                                   |   | 160                         | 0.001  | 160   |          | 160                                 | 0.001  | 0   | 0.001                      | 0                               |  | 0                               |   | 160            |
| JAIDEV JAYAVARTHANA VELU  | 1                      | 460                                     |                                   |   | 460                         | 0.004  | 460   |          | 460                                 | 0.004  | 0   | 0.004                      | 0                               |  | 0                               |   | 460            |
| SHIVALI JAYAVARTHANA VELU   | 1                      | 7970                                    | 0                                 |   | 7970                        | 0.075  | 7970  |          | 7970                                | 0.075  | 0   | 0.075                      | 0                               | 0.000                                  | 0                               | 0.000   | 7970           |
| <b>(b) Central Government/ State Government(s)</b>                          |                        |   |                                   |   |                             |  |   |          |                                     |  |   |                            |                                 |  |                                 |   |                |
| <b>(c) Financial Institutions/ Banks</b>                                    |                        |   |                                   |   |                             |  |   |          |                                     |  |   |                            |                                 |  |                                 |   |                |
| <b>(d) Any Others(Specify)</b>  |                        |   |                                   |   |                             |  |   |          |                                     |  |   |                            |                                 |  |                                 |   |                |
| Bodies Corporate  | 9                      | 3021400                                 | 0                                 |   | 3021400                     | 28.282   | 3021400   |          | 3021400                             | 28.282   | 0   | 28.282                     | 0                               | 0.000                                  | 0                               | 0.000   | 3021400        |
| ESHAAN ENTERPRISES LIMITED  | 1                      | 127110                                  |                                   |   | 127110                      | 1.190  | 127110  |          | 127110                              | 1.190  | 0   | 1.190                      | 0                               |  | 0                               |   | 127110         |
| LAKSHMI PRECISION TOOLS LIMITED   | 1                      | 15000                                   |                                   |   | 15000                       | 0.140  | 15000   |          | 15000                               | 0.140  | 0   | 0.140                      | 0                               |  | 0                               |   | 15000          |
| LAKSHMI RING TRAVELLERS (CBE) LIMI  | 1                      | 252180                                  |                                   |   | 252180                      | 2.361  | 252180  |          | 252180                              | 2.361  | 0   | 2.361                      | 0                               |  | 0                               |   | 252180         |
| LAKSHMI ELECTRICAL CONTROL SYSTE  | 1                      | 88800                                   |                                   |   | 88800                       | 0.831  | 88800   |          | 88800                               | 0.831  | 0   | 0.831                      | 0                               |  | 0                               |   | 88800          |
| LAKSHMI CARGO COMPANY LTD   | 1                      | 1074468                                 |                                   |   | 1074468                     | 10.058   | 1074468   |          | 1074468                             | 10.058   | 0   | 10.058                     | 0                               |  | 0                               |   | 1074468        |
| LAKSHMI TECHNOLOGY AND ENGINEEF   | 1                      | 696862                                  |                                   |   | 696862                      | 6.523  | 696862  |          | 696862                              | 6.523  | 0   | 6.523                      | 0                               |  | 0                               |   | 696862         |
| LAKSHMI ELECTRICAL DRIVES PRIVATE   | 1                      | 17500                                   |                                   |   | 17500                       | 0.164  | 17500   |          | 17500                               | 0.164  | 0   | 0.164                      | 0                               |  | 0                               |   | 17500          |
| THE LAKSHMI MILLS COMPANY LIMITED   | 1                      | 520000                                  |                                   |   | 520000                      | 4.868  | 520000  |          | 520000                              | 4.868  | 0   | 4.868                      | 0                               |  | 0                               |   | 520000         |
| SUPER SALES INDIA LIMITED   | 1                      | 229480                                  |                                   |   | 229480                      | 2.148  | 229480  |          | 229480                              | 2.148  | 0   | 2.148                      | 0                               |  | 0                               |   | 229480         |
| <b>Sub Total(A)(1)</b>  | <b>20</b>              | <b>3323826</b>                          | <b>0</b>                          | <b>0</b>                                      | <b>3323826</b>              | <b>31.113</b>  | <b>3323826</b>  |          | <b>3323826</b>                      | <b>31.113</b>  | <b>0</b>  | <b>31.113</b>              | <b>0</b>                        | <b>0.000</b>                           | <b>0</b>                        | <b>0.000</b>  | <b>3323826</b> |
| <b>2 Foreign</b>  |                        |   |                                   |   |                             |  |   |          |                                     |  |   |                            |                                 |  |                                 |   |                |
| <b>a Individuals (Non-Residents Individuals/ Foreign Individuals)</b>       |                        |   |                                   |   |                             |  |   |          |                                     |  |   |                            |                                 |  |                                 |   |                |
| <b>b Government</b>   |                        |   |                                   |   |                             |  |   |          |                                     |  |   |                            |                                 |  |                                 |   |                |
| <b>c Institutions</b>   |                        |   |                                   |   |                             |  |   |          |                                     |  |   |                            |                                 |  |                                 |   |                |
| <b>d Foreign Portfolio Investor</b>   |                        |   |                                   |   |                             |  |   |          |                                     |  |   |                            |                                 |  |                                 |   |                |
| <b>e Any Others(Specify)</b>  |                        |   |                                   |   |                             |  |   |          |                                     |  |   |                            |                                 |  |                                 |   |                |
| <b>Sub Total(A)(2)</b>  | <b>0</b>               | <b>0</b>                                | <b>0</b>                          | <b>0</b>                                      | <b>0</b>                    | <b>0.000</b>   | <b>0</b>  | <b>0</b> | <b>0</b>                            | <b>0.000</b>   | <b>0</b>  | <b>0.000</b>               | <b>0</b>                        | <b>0.000</b>                           | <b>0</b>                        | <b>0.000</b>  | <b>0</b>       |
| <b>Total Shareholding of Promoter and Promoter Group (A)= (A)(1)+(A)(2)</b> | <b>20</b>              | <b>3323826</b>                          | <b>0</b>                          | <b>0</b>                                      | <b>3323826</b>              | <b>31.113</b>  | <b>3323826</b>  |          | <b>3323826</b>                      | <b>31.113</b>  | <b>0</b>  | <b>31.113</b>              | <b>0</b>                        | <b>0.000</b>                           | <b>0</b>                        | <b>0.000</b>  | <b>3323826</b> |






Table III - Statement showing shareholding pattern of the Public Shareholder

| Category & Name of Shareholders  | Number of Shareholders | No. of fully paid up equity shares held | Partly paid-up equity shares held | Nos. of shares underlying Depository Receipts | Total number of shares held | Shareholding % calculated as per SCRR, 1957 As a % of (A+B+C2) | Number of Voting Rights held in each class of securities (IX) |         |                                     | No. of Shares Underlying Outstanding convertible securities (including Warrants) | Shareholding, as a % assuming full conversion of convertible securities (as a percentage of diluted share capital) | Number of Locked in shares |                                 | Shares Pledged of otherwise encumbered |                                 | Number of equity shares held in dematerialized form |                |
|--|------------------------|---|-----------------------------------|---|-----------------------------|--|---|---------|-------------------------------------|--|--|----------------------------|---------------------------------|--|---------------------------------|---|----------------|
|  |                        |   |                                   |   |                             |  | No of Voting Rights share has 1 vote                          | Each    | Total as a % of Total Voting rights |  |  | No. (a)                    | As a % of total Shares held (b) | No. (a)                                | As a % of total Shares held (b) |   |                |
|  |                        |   |                                   |   |                             |  |   |         |                                     |  |  |                            |                                 |  |                                 |   | Class X        |
| (I)  | (III)                  | (IV)                                    | (V)                               | (VI)  | VII = IV+V+VI               | (VIII)   | Class X   | Class Y | Total                               | (X)  | (XI) = (VII)+(X) as a % of A+B+C2  | (XII)                      |                                 | (XIII)                                 |                                 | (XIV)   |                |
| <b>(1) Institutions</b>  |                        |   |                                   |   |                             |  |   |         |                                     |  |  |                            |                                 |  |                                 |   |                |
| <b>(a) Mutual Funds/UTI</b>  | 7                      | 296544                                  | 0                                 |   | 296544                      | 2.776  | 296544  |         | 296544                              | 2.776  | 0  | 2.776                      | 0                               | 0.000                                  | 0                               | 0.000   | 296544         |
| L&T MUTUAL FUND TRUSTEE LIMITED-L&T  | 1                      | 108071                                  |                                   |   | 108071                      | 1.012  | 108071  |         | 108071                              | 1.012  | 0  | 1.012                      | 0                               | 0.000                                  | 0                               | 0.000   | 108071         |
| HDFC TRUSTEE COMPANY LTD. A/C HDFC   | 1                      | 157320                                  |                                   |   | 157320                      | 1.473  | 157320  |         | 157320                              | 1.473  | 0  | 1.473                      | 0                               | 0.000                                  | 0                               | 0.000   | 157320         |
| <b>(b) Venture Capital Funds</b>   |                        |   |                                   |   |                             |  |   |         |                                     |  |  |                            |                                 |  |                                 |   |                |
| <b>(c) Alternate Investment Funds</b>  | 1                      | 9400                                    | 0                                 |   | 9400                        | 0.088  | 9400  |         | 9400                                | 0.088  | 0  | 0.088                      | 0                               | 0.000                                  | 0                               | 0.000   | 9400           |
| <b>(d) Foreign Venture Capital Investors</b>   |                        |   |                                   |   |                             |  |   |         |                                     |  |  |                            |                                 |  |                                 |   |                |
| <b>(e) Foreign Portfolio Investors</b>   | 67                     | 342915                                  | 0                                 |   | 342915                      | 3.210  | 342915  |         | 342915                              | 3.210  | 0  | 3.210                      | 0                               | 0.000                                  | 0                               | 0.000   | 342915         |
| <b>(f) Financial Institutions / Banks</b>  | 6                      | 862                                     | 0                                 |   | 862                         | 0.008  | 862   |         | 862                                 | 0.008  | 0  | 0.008                      | 0                               | 0.000                                  | 0                               | 0.000   | 512            |
| <b>(g) Insurance Companies</b>   | 3                      | 1031788                                 | 0                                 |   | 1031788                     | 9.658  | 1031788   |         | 1031788                             | 9.658  | 0  | 9.658                      | 0                               | 0.000                                  | 0                               | 0.000   | 1031788        |
| LIFE INSURANCE CORPORATION OF INDIA  | 1                      | 629640                                  |                                   |   | 629640                      | 5.894  | 629640  |         | 629640                              | 5.894  | 0  | 5.894                      | 0                               | 0.000                                  | 0                               | 0.000   | 629640         |
| THE NEW INDIA ASSURANCE COMPANY LIMITED  | 1                      | 365666                                  |                                   |   | 365666                      | 3.423  | 365666  |         | 365666                              | 3.423  | 0  | 3.423                      | 0                               | 0.000                                  | 0                               | 0.000   | 365666         |
| <b>(h) Provident Funds / Pension Funds</b>   |                        |   |                                   |   |                             |  |   |         |                                     |  |  |                            |                                 |  |                                 |   |                |
| <b>(i) Foreign Financial Institutions</b>  | 1                      | 200                                     | 0                                 |   | 200                         | 0.002  | 200   |         | 200                                 | 0.002  | 0  | 0.002                      | 0                               | 0.000                                  | 0                               | 0.000   | 200            |
| <b>Sub-Total (B)(1)</b>  | <b>85</b>              | <b>1681709</b>                          | <b>0</b>                          | <b>0</b>                                      | <b>1681709</b>              | <b>15.742</b>  | <b>1681709</b>  |         | <b>1681709</b>                      | <b>15.742</b>  | <b>0</b>   | <b>15.742</b>              | <b>0</b>                        | <b>0.000</b>                           | <b>0</b>                        | <b>0.000</b>  | <b>1681359</b> |
| <b>(2) Central Government/ State Government(s)/ President of India</b>                           |                        |   |                                   |   |                             |  |   |         |                                     |  |  |                            |                                 |  |                                 |   |                |
| <b>Sub-Total (B)(2)</b>  |                        |   |                                   |   |                             |  |   |         |                                     |  |  |                            |                                 |  |                                 |   |                |
| <b>(3) Non-institutions</b>  |                        |   |                                   |   |                             |  |   |         |                                     |  |  |                            |                                 |  |                                 |   |                |
| <b>(a) Individuals -i. Individual shareholders holding nominal share capital up to Rs 2 lakh</b> | 32920                  | 1724126                                 | 0                                 |   | 1724126                     | 16.138   | 1724126   |         | 1724126                             | 16.138   | 0  | 16.138                     | 0                               | 0.000                                  | 0                               | 0.000   | 1675886        |
| <b>ii. Individual shareholders holding nominal share capital in excess of Rs. 2 lakh.</b>        | 10                     | 1185893                                 | 0                                 |   | 1185893                     | 11.101   | 1185893   |         | 1185893                             | 11.101   | 0  | 11.101                     | 0                               | 0.000                                  | 0                               | 0.000   | 1185893        |
| NEMISH S SHAH  | 1                      | 640673                                  | 0                                 |   | 640673                      | 5.997  | 640673  |         | 640673                              | 5.997  | 0  | 5.997                      | 0                               | 0.000                                  | 0                               | 0.000   | 640673         |
| REKHA N SHAH   | 1                      | 157014                                  |                                   |   | 157014                      | 1.470  | 157014  |         | 157014                              | 1.470  | 0  | 1.470                      | 0                               | 0.000                                  | 0                               | 0.000   | 157014         |
| <b>(b) NBFCs registered with RBI</b>   |                        |   |                                   |   |                             |  |   |         |                                     |  |  |                            |                                 |  |                                 |   |                |
| <b>(c) Employee Trusts</b>   |                        |   |                                   |   |                             |  |   |         |                                     |  |  |                            |                                 |  |                                 |   |                |
| <b>(d) Overseas Depositories (holding DRs) (balancing figure)</b>                                |                        |   |                                   |   |                             |  |   |         |                                     |  |  |                            |                                 |  |                                 |   |                |
| <b>(e) Any other (Specify)</b>   |                        |   |                                   |   |                             |  |   |         |                                     |  |  |                            |                                 |  |                                 |   |                |
| Bodies Corporate   | 281                    | 2015426                                 | 0                                 |   | 2015426                     | 18.866   | 2015426   |         | 2015426                             | 18.866   | 0  | 18.866                     | 0                               | 0.000                                  | 0                               | 0.000   | 2014546        |
| SHAMYAK INVESTMENT PRIVATE LIMITED   | 1                      | 269200                                  |                                   |   | 269200                      | 2.520  | 269200  |         | 269200                              | 2.520  | 0  | 2.520                      | 0                               | 0.000                                  | 0                               | 0.000   | 269200         |
| GAGANDEEP CREDIT CAPITAL PVT LTD   | 1                      | 475800                                  |                                   |   | 475800                      | 4.454  | 475800  |         | 475800                              | 4.454  | 0  | 4.454                      | 0                               | 0.000                                  | 0                               | 0.000   | 475800         |
| VOLTAS LIMITED   | 1                      | 579672                                  |                                   |   | 579672                      | 5.426  | 579672  |         | 579672                              | 5.426  | 0  | 5.426                      | 0                               | 0.000                                  | 0                               | 0.000   | 579672         |
| CLARICENT ADVISORY SERVICES LLP  | 1                      | 146890                                  |                                   |   | 146890                      | 1.375  | 146890  |         | 146890                              | 1.375  | 0  | 1.375                      | 0                               | 0.000                                  | 0                               | 0.000   | 146890         |
| SAMYAKTVA CONSTRUCTION LLP   | 1                      | 200000                                  |                                   |   | 200000                      | 1.872  | 200000  |         | 200000                              | 1.872  | 0  | 1.872                      | 0                               | 0.000                                  | 0                               | 0.000   | 200000         |
| Trusts   | 8                      | 9408                                    | 0                                 |   | 9408                        | 0.088  | 9408  |         | 9408                                | 0.088  | 0  | 0.088                      | 0                               | 0.000                                  | 0                               | 0.000   | 9408           |
| Non Resident Indians - Non Repatriable   | 199                    | 62554                                   | 0                                 |   | 62554                       | 0.586  | 62554   |         | 62554                               | 0.586  | 0  | 0.586                      | 0                               | 0.000                                  | 0                               | 0.000   | 62554          |
| Non Resident Indians - Repatriable   | 308                    | 98763                                   | 0                                 |   | 98763                       | 0.924  | 98763   |         | 98763                               | 0.924  | 0  | 0.924                      | 0                               | 0.000                                  | 0                               | 0.000   | 98763          |
| Clearing Members   | 104                    | 8672                                    | 0                                 |   | 8672                        | 0.081  | 8672  |         | 8672                                | 0.081  | 0  | 0.081                      | 0                               | 0.000                                  | 0                               | 0.000   | 8672           |
| Hindu Undivided Families   | 1479                   | 516901                                  | 0                                 |   | 516901                      | 4.839  | 516901  |         | 516901                              | 4.839  | 0  | 4.839                      | 0                               | 0.000                                  | 0                               | 0.000   | 516901         |
| NEMISH S SHAH  | 1                      | 354200                                  |                                   |   | 354200                      | 3.316  | 354200  |         | 354200                              | 3.316  | 0  | 3.316                      | 0                               | 0.000                                  | 0                               | 0.000   | 354200         |
| Inv.Education and Protection Fund Auth.  | 1                      | 55722                                   | 0                                 |   | 55722                       | 0.522  | 55722   |         | 55722                               | 0.522  | 0  | 0.522                      | 0                               | 0.000                                  | 0                               | 0.000   | 55722          |
| <b>Sub-Total(B)(3)</b>   | <b>35310</b>           | <b>5677465</b>                          | <b>0</b>                          | <b>0</b>                                      | <b>5677465</b>              | <b>53.145</b>  | <b>5677465</b>  |         | <b>5677465</b>                      | <b>53.145</b>  | <b>0</b>   | <b>53.145</b>              | <b>0</b>                        | <b>0.000</b>                           | <b>0</b>                        | <b>0.000</b>  | <b>5628345</b> |
| <b>Total Public Shareholding (B)=(B)(1)+(B)(2)+B(3)</b>  | <b>35395</b>           | <b>7359174</b>                          | <b>0</b>                          | <b>0</b>                                      | <b>7359174</b>              | <b>68.887</b>  | <b>7359174</b>  |         | <b>7359174</b>                      | <b>68.887</b>  | <b>0</b>   | <b>68.887</b>              | <b>0</b>                        | <b>0.000</b>                           | <b>0</b>                        | <b>0.000</b>  | <b>7309704</b> |

Details of the shareholders acting as persons in concert including their shareholding(No. and %)

Details of shares which remain unclaimed may be given here along with details such as number of shareholders, outstanding shares held in demat/unclaimed suspense account, voting rights which are frozen etc.,

Note: (1) PAN would not be displayed on website of Stock Exchange(s). (2) The above format needs to be disclosed along with the name of the following persons: Institutions/Non Institutions holding more than 1% of total shares. (3) W.r.t the information pertaining to the Depository Receipts, the same may be disclosed in the respective columns to the extent information available and the balance to be disclosed as held by Custodian.




**Table IV - Statement showing shareholding pattern of the Non Promoter- Non Public Shareholder**

| Category & Name of Shareholders  | PAN  | Number of Shareholders | No. of fully paid up equity shares held | Partly paid-up equity shares held | Nos. of shares underlying Depository Receipts | Total number of shares held | Shareholding % calculated as per SCRR, 1957 As a % of (A+B+C2) | Number of Voting Rights held in each class of securities (IX) |         |                                     | No. of Shares Underlying Outstanding convertible securities (including Warrants) | Shareholding, as a % assuming full conversion of convertible securities ( as a percentage of diluted share capital) | Number of Locked in shares |                                 | Shares Pledged of otherwise encumbered |                                 | Number of equity shares held in dematerialized form |       |
|--|------|------------------------|---|-----------------------------------|---|-----------------------------|--|---|---------|-------------------------------------|--|---|----------------------------|---------------------------------|--|---------------------------------|---|-------|
|  |      |                        |   |                                   |   |                             |  | No of Voting Rights   |         | Total as a % of Total Voting rights |  |   | No. (a)                    | As a % of total Shares held (b) | No. (a)                                | As a % of total Shares held (b) |   |       |
|  |      |                        |   |                                   |   |                             |  | Class X   | Class Y |                                     |  |   |                            |                                 |  |                                 |   | Total |
| (I)  | (II) | (III)                  | (IV)                                    | (V)                               | (VI)  | VII = IV+V+VI               | (VIII)   | Class X   | Class Y | Total                               | (X)  | (XI) = (VII)+(X) as a % of A+B+C2   | (XII)                      |                                 | (XIII)                                 |                                 | (XIV)   |       |
| (1) Custodian/DR Holder  |      |                        |   |                                   |   |                             |  |   |         |                                     |  |   |                            |                                 |  |                                 |   |       |
| (2) Employee Benefit Trust (under SEBI (Share based Employee Benefit) Regulations, 2014) |      |                        |   |                                   |   |                             |  |   |         |                                     |  |   |                            |                                 |  |                                 |   |       |
| Total Non-Promoter- Non Public Shareholding (C)=(C)(1)+(C)(2)                            |      |                        |   |                                   |   |                             |  |   |         |                                     |  |   |                            |                                 |  |                                 |   |       |

**Note :**

- (1) PAN would not be displayed on website of Stock Exchange(s).
- (2) The above format needs to disclose name of all holders holding more than 1% of total number of shares
- (3) W.r.t. the information pertaining to Depository Receipts, the same may be disclosed in the respective columns to the extent information available



| <b>LMW Aerospace Industries Limited</b>   |  |              |             |
|---|--|--------------|-------------|
| Shareholding pattern under Regulation 31 of SEBI (Listing Obligations and Disclosure Requirements) Regulations, 2015  |  |              |             |
| 1   | Name of listed entity: LMM Aerospace Industries Limited  |              |             |
| 2   | Scrip code/Name of Scrip/Class of Security: N.A.   |              |             |
| 3   | Shareholding pattern filed under: Reg. 31(1)   |              |             |
| <b>Pre &amp; Post Arrangement Shareholding Pattern*</b>   |  |              |             |
| 4   | Declaration: The Listed entity is required to submit the following declaration to the extent of submission of information: - |              |             |
|   | <b>Particulars</b>   | <b>Yes**</b> | <b>No**</b> |
| 1   | Whether the Listed Entity has issued any partly paid up shares?  | -            | No          |
| 2   | Whether the Listed Entity has issued any Convertible Securities or Warrants?   | -            | No          |
| 3   | Whether the Listed Entity has any shares against which depository receipts are issued?                                       | -            | No          |
| 4   | Whether the Listed Entity has any shares in locked-in?   | -            | No          |
| 5   | Whether any shares held by promoters are pledge or otherwise encumbered?   | -            | No          |
| *On Scheme becoming effective, there will be no issue of shares by the Company and hence pre and post arrangement shareholding pattern of the Company would be same.  |  |              |             |
| * If the Listed Entity selects the option 'No' for the questions above, the columns for the partly paid up shares, Outstanding Convertible Securities / Warrants, depository receipts, locked-in-shares, No. of shares pledged or otherwise encumbered by promoters, as applicable, shall not be displayed at the time of dissemination on the Stock Exchange website. Also whether there is 'No' declared by Listed Entity in above table the values will be considered as 'Zero' by default on submission of the format of holding of specified securities. |  |              |             |



| LMW Aerospace Industries Limited                            |                               |                     |   |  |  |                           |   |   |              |           |  |  |                         |         |   |         |  |                                 |
|---|-------------------------------|---------------------|---|--|--|---------------------------|---|---|--------------|-----------|--|--|-------------------------|---------|---|---------|--|---------------------------------|
| Table I - Summary Statement holding of specified securities |                               |                     |   |  |  |                           |   |   |              |           |  |  |                         |         |   |         |  |                                 |
| Category  | Category of shareholder       | No. of shareholders | No. of fully paid up equity shares held | No. of partly paid up equity shares held | No. of shares underlying Depository Receipts | Total no. of shares held  | Shareholding as a % of total no. of shares (calculated as per SCRR, 1957) | No. of voting rights held in each class of securities |              |           | No. of shares underlying outstanding convertible securities (including warrants) | Shareholding as a % assuming full conversion of convertible securities (as a % of diluted share capital) | No. of locked in shares |         | No. of shares pledged or otherwise encumbered |         | No. of equity shares held in dematerialised form |                                 |
|   |                               |                     |   |  |  |                           |   | No. of voting rights                                  |              |           |  |  | Total as a % of (A+B+C) | No. (a) | As a % of total shares held (B)               | No. (a) |  | As a % of total shares held (b) |
|   |                               |                     |   |  |  |                           |   | Class e.g. X  | Class e.g. Y | Total     |  |  |                         |         |   |         |  |                                 |
| (I)   | (II)                          |                     | (IV)                                    | (V)                                      | (VI)   | (VII) = (IV) + (V) + (VI) | (VIII) As a % of (A+B+C2)   | (IX)  |              |           | (X)  | (XI) = (VII) + (X)   | (XII)                   |         | (XIII)  | (XIV)   |  |                                 |
| (A)   | Promoter & Promoter Group     | 7                   | 2,500,000                               | -  | -  | 2,500,000                 | 100   | 2,500,000   | -            | 2,500,000 | 100  | -  | -                       | -       | -   | -       | -  |                                 |
| (B)   | Public                        | -                   | -                                       | -  | -  | -                         | -   | -   | -            | -         | -  | -  | -                       | -       | -   | -       | -  |                                 |
| (C)   | Non-promoter - Non-public     | -                   | -                                       | -  | -  | -                         | -   | -   | -            | -         | -  | -  | -                       | -       | -   | -       | -  |                                 |
| (C1)  | Shares underlying DRs         | -                   | -                                       | -  | -  | -                         | -   | -   | -            | -         | -  | -  | -                       | -       | -   | -       | -  |                                 |
| (C2)  | Shares held by Employee Trust | -                   | -                                       | -  | -  | -                         | -   | -   | -            | -         | -  | -  | -                       | -       | -   | -       | -  |                                 |



| LMW Aerospace Industries Limited   |  |            |                     |   |                                   |  |                           |   |   |              |           |  |  |                         |         |   |         |  |                                 |
|--|--|------------|---------------------|---|-----------------------------------|--|---------------------------|---|---|--------------|-----------|--|--|-------------------------|---------|---|---------|--|---------------------------------|
| Table II - Statement showing shareholding pattern of the Promoter and Promoter Group |  |            |                     |   |                                   |  |                           |   |   |              |           |  |  |                         |         |   |         |  |                                 |
| (I)  | Category & Name of the shareholders  | PAN        | No. of shareholders | No. of fully paid up equity shares held | Partly paid up equity shares held | No. of shares underlying Depository Receipts | Total no. of shares held  | Shareholding as a % of total no. of shares (calculated as per SCRR, 1957) | No. of voting rights held in each class of securities |              |           | No. of shares underlying outstanding convertible securities (including warrants) | Shareholding as a % assuming full conversion of convertible securities (as a % of diluted share capital) | No. of locked in shares |         | No. of shares pledged or otherwise encumbered |         | No. of equity shares held in dematerialised form |                                 |
|  |  |            |                     |   |                                   |  |                           |   | No. of voting rights                                  |              |           |  |  | Total as a % of (A+B+C) | No. (a) | As a % of total shares held (B)               | No. (a) |  | As a % of total shares held (b) |
|  |  |            |                     |   |                                   |  |                           |   | Class e.g. X  | Class e.g. Y | Total     |  |  |                         |         |   |         |  |                                 |
| (II)   | (III)  |            | (IV)                | (V)                                     | (VI)                              | (VII) = (IV) + (V) + (VI)                    | (VIII) As a % of (A+B+C2) | (IX)  |   |              | (X)       | (XI) = (VII) + (X)   | (XII)  |                         | (XIII)  |   | (XIV)   |  |                                 |
| 1  | <b>Indian</b>  |            |                     |   |                                   |  |                           |   |   |              |           |  |  |                         |         |   |         |  |                                 |
| (a)  | Individuals / Hindu Undivided Family   |            | -                   | -                                       | -                                 | -  | -                         | -   | -   | -            | -         | -  | -  | -                       | -       | -   | -       | -  |                                 |
| (b)  | Central Government / State Government  |            | -                   | -                                       | -                                 | -  | -                         | -   | -   | -            | -         | -  | -  | -                       | -       | -   | -       | -  |                                 |
| (c)  | Financial institutions / banks   |            | -                   | -                                       | -                                 | -  | -                         | -   | -   | -            | -         | -  | -  | -                       | -       | -   | -       | -  |                                 |
| (d)  | Any other (specify)  |            |                     |   |                                   |  |                           |   |   |              |           |  |  |                         |         |   |         |  |                                 |
|  | Companies  | AAACL5244N | 2,500,000           | 2,500,000                               | -                                 | -  | 2,500,000                 | 100   | 2,500,000   | -            | 2,500,000 | 100  | -  | -                       | -       | -   | -       | -  |                                 |
|  | <b>Sub-total (A)(1)</b>  |            | 2,500,000           | 2,500,000                               | -                                 | -  | 2,500,000                 | 100   | 2,500,000   | -            | 2,500,000 | 100  | -  | -                       | -       | -   | -       | -  |                                 |
| 2  | <b>Foreign</b>   |            |                     |   |                                   |  |                           |   |   |              |           |  |  |                         |         |   |         |  |                                 |
| (a)  | Individuals (Non-resident individuals / foreign individuals)                   |            | -                   | -                                       | -                                 | -  | -                         | -   | -   | -            | -         | -  | -  | -                       | -       | -   | -       | -  |                                 |
| (b)  | Government   |            | -                   | -                                       | -                                 | -  | -                         | -   | -   | -            | -         | -  | -  | -                       | -       | -   | -       | -  |                                 |
| (c)  | Institutions   |            | -                   | -                                       | -                                 | -  | -                         | -   | -   | -            | -         | -  | -  | -                       | -       | -   | -       | -  |                                 |
| (d)  | Foreign Portfolio Investor   |            | -                   | -                                       | -                                 | -  | -                         | -   | -   | -            | -         | -  | -  | -                       | -       | -   | -       | -  |                                 |
| (e)  | Any other (specify)  |            | -                   | -                                       | -                                 | -  | -                         | -   | -   | -            | -         | -  | -  | -                       | -       | -   | -       | -  |                                 |
|  | <b>Sub-total (A)(2)</b>  |            | -                   | -                                       | -                                 | -  | -                         | -   | -   | -            | -         | -  | -  | -                       | -       | -   | -       | -  |                                 |
|  | <b>Total shareholding of Promoter and Promoter Group (A) = (A)(1) + (A)(2)</b> |            | 2,500,000           | 2,500,000                               | -                                 | -  | 2,500,000                 | 100   | 2,500,000   | -            | 2,500,000 | 100  | -  | -                       | -       | -   | -       | -  |                                 |

**Note:**

(1) PAN would not be displayed on website of Stock Exchange(s)

(2) The term 'encumbrance' has the same meaning as assigned under regulation 28(3) of SEBI (substantial acquisition of shares and takeovers) Regulations, 2011




| LMW Aerospace Industries Limited   |   |     |                     |  |                                       |   |  |   |   |              |       |   |   |                         |         |   |         |  |                                 |
|--|---|-----|---------------------|--|---------------------------------------|---|--|---|---|--------------|-------|---|---|-------------------------|---------|---|---------|--|---------------------------------|
| Table III - Statement showing shareholding pattern of the Public shareholder |   |     |                     |  |                                       |   |  |   |   |              |       |   |   |                         |         |   |         |  |                                 |
| (I)  | Category & Name of the shareholders (II)  | PAN | No. of shareholders | No. of fully paid up equity shares held (IV) | Partly paid up equity shares held (V) | No. of shares underlying Depository Receipts (VI) | Total no. of shares held (VII) = (IV) + (V) + (VI) | Shareholding as a % of total no. of shares (calculated as per SCRR, 1957) (VIII) As a % of (A+B+C2) | No. of voting rights held in each class of securities |              |       | No. of shares underlying outstanding convertible securities (including (X)) | Shareholding as a % assuming full conversion of convertible securities (as a % of diluted share capital) (XI) = (VII) + (X) | No. of locked in shares |         | No. of shares pledged or otherwise encumbered |         | No. of equity shares held in dematerialised form (XIV) |                                 |
|  |   |     |                     |  |                                       |   |  |   | Class e.g. X  | Class e.g. Y | Total |   |   | Total as a % of (A+B+C) | No. (a) | As a % of total shares held (B)               | No. (a) |  | As a % of total shares held (b) |
| <b>(1)</b>   | <b>Institutions</b>   |     |                     |  |                                       |   |  |   |   |              |       |   |   |                         |         |   |         |  |                                 |
| (a)  | Mutual Funds/   |     |                     |  |                                       |   |  |   |   |              |       |   |   |                         |         |   |         |  |                                 |
| (b)  | Venture Capital Funds   |     |                     |  |                                       |   |  |   |   |              |       |   |   |                         |         |   |         |  |                                 |
| (c)  | Alternate Investment Funds  |     |                     |  |                                       |   |  |   |   |              |       |   |   |                         |         |   |         |  |                                 |
| (d)  | Foreign Venture Capital Investors   |     |                     |  |                                       |   |  |   |   |              |       |   |   |                         |         |   |         |  |                                 |
| (e)  | Foreign portfolio Investors   |     |                     |  |                                       |   |  |   |   |              |       |   |   |                         |         |   |         |  |                                 |
| (f)  | Financial Institutions / Banks  |     |                     |  |                                       |   |  |   |   |              |       |   |   |                         |         |   |         |  |                                 |
| (g)  | Insurance Companies   |     |                     |  |                                       |   |  |   |   |              |       |   |   |                         |         |   |         |  |                                 |
| (h)  | Provident Funds/Pension Funds   |     |                     |  |                                       |   |  |   |   |              |       |   |   |                         |         |   |         |  |                                 |
| (i)  | Any Other (specify)   |     |                     |  |                                       |   |  |   |   |              |       |   |   |                         |         |   |         |  |                                 |
|  | <b>Sub-Total (B)(1)</b>   |     |                     |  |                                       |   |  |   |   |              |       |   |   |                         |         |   |         |  |                                 |
| <b>(2)</b>   | <b>Central Government/ State Government(s)/ President of India</b>  |     |                     |  |                                       |   |  |   |   |              |       |   |   |                         |         |   |         |  |                                 |
|  | <b>Sub-Total (B)(2)</b>   |     |                     |  |                                       |   |  |   |   |              |       |   |   |                         |         |   |         |  |                                 |
| <b>(3)</b>   | <b>Non-institutions</b>   |     |                     |  |                                       |   |  |   |   |              |       |   |   |                         |         |   |         |  |                                 |
| (a)  | Individuals -i. Individual shareholders holding nominal share capital up to Rs 2 lakh<br>ii. Individual shareholders holding nominal share capital in excess of Rs. 2 lakh. |     |                     |  |                                       |   |  |   |   |              |       |   |   |                         |         |   |         |  |                                 |
| (b)  | NBFCs registered with RBI   |     |                     |  |                                       |   |  |   |   |              |       |   |   |                         |         |   |         |  |                                 |
| (c)  | Employee Trusts   |     |                     |  |                                       |   |  |   |   |              |       |   |   |                         |         |   |         |  |                                 |
| (d)  | Overseas Depositories (holding DRs) (balancing figure)  |     |                     |  |                                       |   |  |   |   |              |       |   |   |                         |         |   |         |  |                                 |
| (e)  | Any other (Specify)   |     |                     |  |                                       |   |  |   |   |              |       |   |   |                         |         |   |         |  |                                 |
|  | <b>Sub-Total(B)(3)</b>  |     |                     |  |                                       |   |  |   |   |              |       |   |   |                         |         |   |         |  |                                 |
|  | <b>Total Public Shareholding (B)= (B)(1)+(B)(2)+B(3)</b>  |     |                     |  |                                       |   |  |   |   |              |       |   |   |                         |         |   |         |  |                                 |

Not Applicable

Details of the shareholders acting as persons in Concert including their Shareholding (No. and %):

Details of Shares which remain unclaimed may be given hear along with details such as number of shareholders, outstanding shares held in demat/unclaimed suspense account, voting rights which are frozen etc.

- Note:**
- PAN would not be displayed on website of Stock Exchange(s).
  - The above format needs to be disclosed along with the name of following persons: Institutions/Non Institutions holding more than 1% of total number of shares.
  - W.r.t. the information pertaining to Depository Receipts, the same may be disclosed in the respective columns to the extent information available and the balance to be disclosed as held by custodian.




LMW Aerospace Industries Limited

Table IV - Statement showing shareholding pattern of the Non-promoter - Non-public shareholder

| (I) | (II) Category & Name of the shareholders   | PAN | No. of shareholders | No. of fully paid up equity shares held | Partly paid up equity shares held | No. of shares underlying Depository Receipts | Total no. of shares held  | Shareholding as a % of total no. of shares (calculated as per SCRR, 1957) | No. of voting rights held in each class of securities |              |                    | No. of shares underlying outstanding convertible securities (including warrants) | Shareholding as a % assuming full conversion of convertible securities (as a % of diluted share capital) | No. of locked in shares |         | No. of shares pledged or otherwise encumbered |         | No. of equity shares held in dematerialised form |                                 |
|-----|--|-----|---------------------|---|-----------------------------------|--|---------------------------|---|---|--------------|--------------------|--|--|-------------------------|---------|---|---------|--|---------------------------------|
|     |  |     |                     |   |                                   |  |                           |   | No. of voting rights                                  |              |                    |  |  | Total as a % of (A+B+C) | No. (a) | As a % of total shares held (B)               | No. (a) |  | As a % of total shares held (b) |
|     |  |     |                     |   |                                   |  |                           |   | Class e.g. X  | Class e.g. Y | Total              |  |  |                         |         |   |         |  |                                 |
| (I) | (II)   |     |                     | (IV)                                    | (V)                               | (VI)   | (VII) = (IV) + (V) + (VI) | (VIII) As a % of (A+B+C2)   | (IX)  | (X)          | (XI) = (VII) + (X) | (XII)  | (XIII)   | (XIV)                   |         |   |         |  |                                 |
| 1   | Custodian / DR holder  |     |                     |   |                                   |  |                           |   |   |              |                    |  |  |                         |         |   |         |  |                                 |
| 2   | Employee Benefit Trust (under SEBI (Share based Employee Benefit) Regulations, 2014) |     |                     |   |                                   |  |                           |   |   |              |                    |  |  |                         |         |   |         |  |                                 |
|     | <b>Total Non-Promoter- Non Public Shareholding</b><br>(C)=(C)(1)+(C)(2)              |     |                     |   |                                   |  |                           |   |   |              |                    |  |  |                         |         |   |         |  |                                 |

Not Applicable

**Note:**  
 (1) PAN would not be displayed on website of Stock Exchange(s).  
 (2) The above format needs to be disclosed along with the name of following persons: Institutions/Non Institutions holding more than 1% of total number of shares.  
 (3) W.r.t. the information pertaining to Depository Receipts, the same may be disclosed in the respective columns to the extent information available and the balance to be disclosed as held by custodian.



**LMW Aerospace Industries Limited**

Shareholding pattern under Regulation 31 of SEBI (Listing Obligations and Disclosure Requirements) Regulations, 2015

1 Name of listed entity: LMM Aerospace Industries Limited

2 Scrip code/Name of Scrip/Class of Security: N.A.

3 Shareholding pattern filed under: Reg. 31(1)

**Pre & Post Arrangement Shareholding Pattern\***

4 Declaration: The Listed entity is required to submit the following declaration to the extent of submission of information: -

| Particulars  | Yes** | No** |
|--|-------|------|
| 1 Whether the Listed Entity has issued any partly paid up shares?                        | -     | No   |
| 2 Whether the Listed Entity has issued any Convertible Securities or Warrants?           | -     | No   |
| 3 Whether the Listed Entity has any shares against which depository receipts are issued? | -     | No   |
| 4 Whether the Listed Entity has any shares in locked-in?                                 | -     | No   |
| 5 Whether any shares held by promoters are pledge or otherwise encumbered?               | -     | No   |

\*On Scheme becoming effective, there will be no issue of shares by the Company and hence pre and post arrangement shareholding pattern of the Company would be same.

\* If the Listed Entity selects the option 'No' for the questions above, the columns for the partly paid up shares, Outstanding Convertible Securities / Warrants, depository receipts, locked-in-shares, No. of shares pledged or otherwise encumbered by promoters, as applicable, shall not be displayed at the time of dissemination on the Stock Exchange website. Also whether there is 'No' declared by Listed Entity in above table the values will be considered as 'Zero' by default on submission of the format of holding of specified securities.





| LMW Aerospace Industries Limited                            |                               |                     |   |  |  |                           |   |   |              |           |  |  |                         |         |   |         |  |                                 |
|---|-------------------------------|---------------------|---|--|--|---------------------------|---|---|--------------|-----------|--|--|-------------------------|---------|---|---------|--|---------------------------------|
| Table I - Summary Statement holding of specified securities |                               |                     |   |  |  |                           |   |   |              |           |  |  |                         |         |   |         |  |                                 |
| Category  | Category of shareholder       | No. of shareholders | No. of fully paid up equity shares held | No. of partly paid up equity shares held | No. of shares underlying Depository Receipts | Total no. of shares held  | Shareholding as a % of total no. of shares (calculated as per SCRR, 1957) | No. of voting rights held in each class of securities |              |           | No. of shares underlying outstanding convertible securities (including warrants) | Shareholding as a % assuming full conversion of convertible securities (as a % of diluted share capital) | No. of locked in shares |         | No. of shares pledged or otherwise encumbered |         | No. of equity shares held in dematerialised form |                                 |
|   |                               |                     |   |  |  |                           |   | No. of voting rights                                  |              |           |  |  | Total as a % of (A+B+C) | No. (a) | As a % of total shares held (B)               | No. (a) |  | As a % of total shares held (b) |
|   |                               |                     |   |  |  |                           |   | Class e.g. X  | Class e.g. Y | Total     |  |  |                         |         |   |         |  |                                 |
| (I)   | (II)                          |                     | (IV)                                    | (V)                                      | (VI)   | (VII) = (IV) + (V) + (VI) | (VIII) As a % of (A+B+C2)   | (IX)  |              |           | (X)  | (XI) = (VII) + (X)   | (XII)                   |         | (XIII)  | (XIV)   |  |                                 |
| (A)   | Promoter & Promoter Group     | 7                   | 2,500,000                               | -  | -  | 2,500,000                 | 100   | 2,500,000   | -            | 2,500,000 | 100  | -  | -                       | -       | -   | -       | -  |                                 |
| (B)   | Public                        | -                   | -                                       | -  | -  | -                         | -   | -   | -            | -         | -  | -  | -                       | -       | -   | -       | -  |                                 |
| (C)   | Non-promoter - Non-public     | -                   | -                                       | -  | -  | -                         | -   | -   | -            | -         | -  | -  | -                       | -       | -   | -       | -  |                                 |
| (C1)  | Shares underlying DRs         | -                   | -                                       | -  | -  | -                         | -   | -   | -            | -         | -  | -  | -                       | -       | -   | -       | -  |                                 |
| (C2)  | Shares held by Employee Trust | -                   | -                                       | -  | -  | -                         | -   | -   | -            | -         | -  | -  | -                       | -       | -   | -       | -  |                                 |



| LMW Aerospace Industries Limited   |  |                           |  |                                       |   |  |   |  |              |                  |  |   |                               |          |  |          |  |                                 |
|--|--|---------------------------|--|---------------------------------------|---|--|---|--|--------------|------------------|--|---|-------------------------------|----------|--|----------|--|---------------------------------|
| Table II - Statement showing shareholding pattern of the Promoter and Promoter Group |  |                           |  |                                       |   |  |   |  |              |                  |  |   |                               |          |  |          |  |                                 |
| (I)  | Category & Name of the shareholders (II)                                       | No. of shareholders (III) | No. of fully paid up equity shares held (IV) | Partly paid up equity shares held (V) | No. of shares underlying Depository Receipts (VI) | Total no. of shares held (VII) = (IV) + (V) + (VI) | Shareholding as a % of total no. of shares (calculated as per SCRR, 1957) (VIII) As a % of (A+B+C2) | No. of voting rights held in each class of securities (IX) |              |                  | No. of shares underlying outstanding convertible securities (including warrants) (X) | Shareholding as a % assuming full conversion of convertible securities (as a % of diluted share capital) (XI) = (VII) + (X) | No. of locked in shares (XII) |          | No. of shares pledged or otherwise encumbered (XIII) |          | No. of equity shares held in dematerialised form (XIV) |                                 |
|  |  |                           |  |                                       |   |  |   | No. of voting rights                                       |              |                  |  |   | Total as a % of (A+B+C)       | No. (a)  | As a % of total shares held (B)                      | No. (a)  |  | As a % of total shares held (b) |
|  |  |                           |  |                                       |   |  |   | Class e.g. X   | Class e.g. Y | Total            |  |   |                               |          |  |          |  |                                 |
| 1  | <b>Indian</b>  |                           |  |                                       |   |  |   |  |              |                  |  |   |                               |          |  |          |  |                                 |
| (a)  | Individuals / Hindu Undivided Family   | -                         | -  | -                                     | -   | -  | -   | -  | -            | -                | -  | -   | -                             | -        | -  | -        |  |                                 |
| (b)  | Central Government / State Government  | -                         | -  | -                                     | -   | -  | -   | -  | -            | -                | -  | -   | -                             | -        | -  | -        |  |                                 |
| (c)  | Financial institutions / banks   | -                         | -  | -                                     | -   | -  | -   | -  | -            | -                | -  | -   | -                             | -        | -  | -        |  |                                 |
| (d)  | Any other (specify)  |                           |  |                                       |   |  |   |  |              |                  |  |   |                               |          |  |          |  |                                 |
|  | Companies  | 2,500,000                 | 2,500,000                                    | -                                     | -   | 2,500,000  | 100   | 2,500,000  | -            | 2,500,000        | 100  | -   | -                             | -        | -  | -        |  |                                 |
|  | <b>Sub-total (A)(1)</b>  | <b>2,500,000</b>          | <b>2,500,000</b>                             | <b>-</b>                              | <b>-</b>  | <b>2,500,000</b>                                   | <b>100</b>  | <b>2,500,000</b>   | <b>-</b>     | <b>2,500,000</b> | <b>100</b>   | <b>-</b>  | <b>-</b>                      | <b>-</b> | <b>-</b>   | <b>-</b> |  |                                 |
| 2  | <b>Foreign</b>   |                           |  |                                       |   |  |   |  |              |                  |  |   |                               |          |  |          |  |                                 |
| (a)  | Individuals (Non-resident individuals / foreign individuals)                   | -                         | -  | -                                     | -   | -  | -   | -  | -            | -                | -  | -   | -                             | -        | -  | -        |  |                                 |
| (b)  | Government   | -                         | -  | -                                     | -   | -  | -   | -  | -            | -                | -  | -   | -                             | -        | -  | -        |  |                                 |
| (c)  | Institutions   | -                         | -  | -                                     | -   | -  | -   | -  | -            | -                | -  | -   | -                             | -        | -  | -        |  |                                 |
| (d)  | Foreign Portfolio Investor   | -                         | -  | -                                     | -   | -  | -   | -  | -            | -                | -  | -   | -                             | -        | -  | -        |  |                                 |
| (e)  | Any other (specify)  | -                         | -  | -                                     | -   | -  | -   | -  | -            | -                | -  | -   | -                             | -        | -  | -        |  |                                 |
|  | <b>Sub-total (A)(2)</b>  | <b>-</b>                  | <b>-</b>                                     | <b>-</b>                              | <b>-</b>  | <b>-</b>   | <b>-</b>  | <b>-</b>   | <b>-</b>     | <b>-</b>         | <b>-</b>   | <b>-</b>  | <b>-</b>                      | <b>-</b> | <b>-</b>   | <b>-</b> |  |                                 |
|  | <b>Total shareholding of Promoter and Promoter Group (A) = (A)(1) + (A)(2)</b> | <b>2,500,000</b>          | <b>2,500,000</b>                             | <b>-</b>                              | <b>-</b>  | <b>2,500,000</b>                                   | <b>100</b>  | <b>2,500,000</b>   | <b>-</b>     | <b>2,500,000</b> | <b>100</b>   | <b>-</b>  | <b>-</b>                      | <b>-</b> | <b>-</b>   | <b>-</b> |  |                                 |

**Note:**

(1) PAN would not be displayed on website of Stock Exchange(s)

(2) The term 'encumbrance' has the same meaning as assigned under regulation 28(3) of SEBI (substantial acquisition of shares and takeovers) Regulations, 2011



| LMW Aerospace Industries Limited   |   |                     |  |                                       |   |  |   |   |              |       |   |   |                               |                                 |  |                                 |  |
|--|---|---------------------|--|---------------------------------------|---|--|---|---|--------------|-------|---|---|-------------------------------|---------------------------------|--|---------------------------------|--|
| Table III - Statement showing shareholding pattern of the Public shareholder |   |                     |  |                                       |   |  |   |   |              |       |   |   |                               |                                 |  |                                 |  |
| (I)  | Category & Name of the shareholders (II)  | No. of shareholders | No. of fully paid up equity shares held (IV) | Partly paid up equity shares held (V) | No. of shares underlying Depository Receipts (VI) | Total no. of shares held (VII) = (IV) + (V) + (VI) | Shareholding as a % of total no. of shares (calculated as per SCRR, 1957) (VIII) As a % of (A+B+C2) | No. of voting rights held in each class of securities |              |       | No. of shares underlying outstanding convertible securities (including (X)) | Shareholding as a % assuming full conversion of convertible securities (as a % of diluted share capital) (XI) = (VII) + (X) | No. of locked in shares (XII) |                                 | No. of shares pledged or otherwise encumbered (XIII) |                                 | No. of equity shares held in dematerialised form (XIV) |
|  |   |                     |  |                                       |   |  |   | Class e.g. X (IX)                                     | Class e.g. Y | Total |   |   | No. (a)                       | As a % of total shares held (B) | No. (a)  | As a % of total shares held (b) |  |
| <b>(1)</b>   | <b>Institutions</b>   |                     |  |                                       |   |  |   |   |              |       |   |   |                               |                                 |  |                                 |  |
| (a)  | Mutual Funds/   |                     |  |                                       |   |  |   |   |              |       |   |   |                               |                                 |  |                                 |  |
| (b)  | Venture Capital Funds   |                     |  |                                       |   |  |   |   |              |       |   |   |                               |                                 |  |                                 |  |
| (c)  | Alternate Investment Funds  |                     |  |                                       |   |  |   |   |              |       |   |   |                               |                                 |  |                                 |  |
| (d)  | Foreign Venture Capital Investors   |                     |  |                                       |   |  |   |   |              |       |   |   |                               |                                 |  |                                 |  |
| (e)  | Foreign portfolio Investors   |                     |  |                                       |   |  |   |   |              |       |   |   |                               |                                 |  |                                 |  |
| (f)  | Financial Institutions / Banks  |                     |  |                                       |   |  |   |   |              |       |   |   |                               |                                 |  |                                 |  |
| (g)  | Insurance Companies   |                     |  |                                       |   |  |   |   |              |       |   |   |                               |                                 |  |                                 |  |
| (h)  | Provident Funds/Pension Funds   |                     |  |                                       |   |  |   |   |              |       |   |   |                               |                                 |  |                                 |  |
| (i)  | Any Other (specify)   |                     |  |                                       |   |  |   |   |              |       |   |   |                               |                                 |  |                                 |  |
|  | <b>Sub-Total (B)(1)</b>   |                     |  |                                       |   |  |   |   |              |       |   |   |                               |                                 |  |                                 |  |
| <b>(2)</b>   | <b>Central Government/ State Government(s)/ President of India</b>  |                     |  |                                       |   |  |   |   |              |       |   |   |                               |                                 |  |                                 |  |
|  | <b>Sub-Total (B)(2)</b>   |                     |  |                                       |   |  |   |   |              |       |   |   |                               |                                 |  |                                 |  |
| <b>(3)</b>   | <b>Non-institutions</b>   |                     |  |                                       |   |  |   |   |              |       |   |   |                               |                                 |  |                                 |  |
| (a)  | Individuals -i. Individual shareholders holding nominal share capital up to Rs 2 lakh<br>ii. Individual shareholders holding nominal share capital in excess of Rs. 2 lakh. |                     |  |                                       |   |  |   |   |              |       |   |   |                               |                                 |  |                                 |  |
| (b)  | NBFCs registered with RBI   |                     |  |                                       |   |  |   |   |              |       |   |   |                               |                                 |  |                                 |  |
| (c)  | Employee Trusts   |                     |  |                                       |   |  |   |   |              |       |   |   |                               |                                 |  |                                 |  |
| (d)  | Overseas Depositories (holding DRs) (balancing figure)  |                     |  |                                       |   |  |   |   |              |       |   |   |                               |                                 |  |                                 |  |
| (e)  | Any other (Specify)   |                     |  |                                       |   |  |   |   |              |       |   |   |                               |                                 |  |                                 |  |
|  | <b>Sub-Total(B)(3)</b>  |                     |  |                                       |   |  |   |   |              |       |   |   |                               |                                 |  |                                 |  |
|  | <b>Total Public Shareholding (B)= (B)(1)+(B)(2)+B(3)</b>  |                     |  |                                       |   |  |   |   |              |       |   |   |                               |                                 |  |                                 |  |

Not Applicable

Details of the shareholders acting as persons in Concert including their Shareholding (No. and %):

Details of Shares which remain unclaimed may be given hear along with details such as number of shareholders, outstanding shares held in demat/unclaimed suspense account, voting rights which are frozen etc.

**Note:**  
 (1) PAN would not be displayed on website of Stock Exchange(s).  
 (2) The above format needs to be disclosed along with the name of following persons: Institutions/Non Institutions holding more than 1% of total number of shares.  
 (3) W.r.t. the information pertaining to Depository Receipts, the same may be disclosed in the respective columns to the extent information available and the balance to be disclosed as held by custodian.



| LMW Aerospace Industries Limited   |  |                           |  |                                       |   |  |   |   |              |       |  |   |                               |         |  |         |  |                                 |
|--|--|---------------------------|--|---------------------------------------|---|--|---|---|--------------|-------|--|---|-------------------------------|---------|--|---------|--|---------------------------------|
| Table IV - Statement showing shareholding pattern of the Non-promoter - Non-public shareholder |  |                           |  |                                       |   |  |   |   |              |       |  |   |                               |         |  |         |  |                                 |
| (I)  | Category & Name of the shareholders (II)   | No. of shareholders (III) | No. of fully paid up equity shares held (IV) | Partly paid up equity shares held (V) | No. of shares underlying Depository Receipts (VI) | Total no. of shares held (VII) = (IV) + (V) + (VI) | Shareholding as a % of total no. of shares (calculated as per SCRR, 1957) (VIII) As a % of (A+B+C2) | No. of voting rights held in each class of securities |              |       | No. of shares underlying outstanding convertible securities (including warrants) (X) | Shareholding as a % assuming full conversion of convertible securities (as a % of diluted share capital) (XI) = (VII) + (X) | No. of locked in shares (XII) |         | No. of shares pledged or otherwise encumbered (XIII) |         | No. of equity shares held in dematerialised form (XIV) |                                 |
|  |  |                           |  |                                       |   |  |   | No. of voting rights                                  |              |       |  |   | Total as a % of (A+B+C)       | No. (a) | As a % of total shares held (B)                      | No. (a) |  | As a % of total shares held (b) |
|  |  |                           |  |                                       |   |  |   | Class e.g. X  | Class e.g. Y | Total |  |   |                               |         |  |         |  |                                 |
| 1  | <b>Custodian / DR holder</b>   |                           |  |                                       |   |  |   |   |              |       |  |   |                               |         |  |         |  |                                 |
| 2  | Employee Benefit Trust (under SEBI (Share based Employee Benefit) Regulations, 2014) |                           |  |                                       |   |  |   |   |              |       |  |   |                               |         |  |         |  |                                 |
|  | <b>Total Non-Promoter- Non Public Shareholding (C)=(C)(1)+(C)(2)</b>                 |                           |  |                                       |   |  |   |   |              |       |  |   |                               |         |  |         |  |                                 |

Not Applicable

**Note:**

- (1) PAN would not be displayed on website of Stock Exchange(s).
- (2) The above format needs to be disclosed along with the name of following persons: Institutions/Non Institutions holding more than 1% of total number of shares.
- (3) W.r.t. the information pertaining to Depository Receipts, the same may be disclosed in the respective columns to the extent information available and the balance to be disclosed as held by custodian.

